

ELEMENT[•]



HELIX HD
BINOCULARS

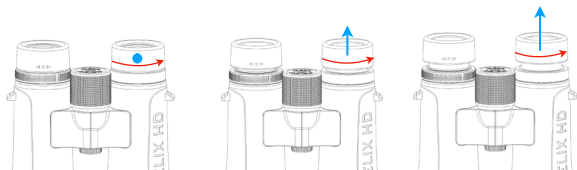
The HELIX HD binoculars have been created to meet the various needs and requirements of serious outdoorsmen without breaking the bank. An advanced optical system featuring ED glass provides stunning clarity and is housed in a rugged, rubber-coated chassis built to take the inevitable knocks that come with the territory. Available in both 8x42 and 10x42, the HELIX HD is sure to make the difference, whether it be in the hunting field, bird watching or game viewing.



The HELIX HD features a number of adjustments to allow the unit to adapt to your eyes. Follow the below steps for basic operation.


1) Twist eyecups outwards for a comfortable fit against your eyes.

The default position (fully collapsed) allows for use with eyeglasses, and for more compact storage. For normal use, twist to the fully extended position.



2) Adjust barrel distance for a single, uninterrupted image.


Everyone's eyes are a different distance apart. The HELIX HD hinges in the centre to allow you to adjust the distance between barrels. Hold the unit to your eyes and adjust until the image merges into a single, clear picture.



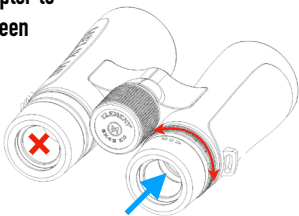
With the binoculars now held in a comfortable position, follow the below steps to focus the lenses to your eyes.

1) Find an object 20–30 meters/yards away, and locate it within the field of view of your binoculars.

2) Close your RIGHT eye, and while watching the object with your LEFT eye, adjust the centre focus knob until it comes into clear focus.



3) Now, you need to adjust the diopter to account for any differences between your left and right eyes: Cover your LEFT eye, and while watching the object with your RIGHT eye, turn the diopter ring until the object comes into focus.



4) Open both eyes and confirm that the unified image is clear. From this point on, you should not need to touch the diopter again. Use only the centre focus when obtaining focus at different distances.

We include a number of accessories with the HELIX HD. Each of these performs a function and can be beneficial if correctly used.

Chest Pack

When hunting, hiking, kayaking etc, a neck strap may not provide adequate support or protection. The chest pack provides a place to store your binoculars when not in use, and easy access when the time comes to access them. The chest pack also provides extra storage space for keys, maps, windmeters, mobile phones and rangefinders.

Neck Strap

For those looking for a simpler solution, a neoprene neck strap is also included. To attach, loop the strap through the mounting points on the HELIX HD and feed them back through the buckle to fasten. Length can be adjusted accordingly.



Lens Covers

The included rubber lens caps provide extra protection against dust and water. These can be removed if not needed.



Lens Cloth

Use the lens cloth to gently remove oils and dust from the lens surfaces. Blowing on the lens or using a soft brush can help remove larger particles before wiping. **DO NOT** use abrasive materials or strong chemicals to clean the lenses, as this may scratch the surface or dissolve coatings.

As shooters, we know that there is nothing worse than being let down by your equipment. We have made every effort to build a rugged, reliable product that will not break under any normal circumstances, and have implemented some of the strictest quality control measures in the industry. However, we know that things can go wrong, and therefore we back our products with a **PLATINUM LIFETIME WARRANTY**. This includes lifetime cover for any product damaged through normal use, and requires no registration, proof of purchase or transfer. If you have a problem, we will fix it – It's that easy!


For any warranty claims, please contact support@element-optics.com or complete a claim form on our website.




The Element Optics **PLATINUM LIFETIME WARRANTY** applies to riflescopes & binoculars only, and does not cover accessories. Theft, loss, deliberate damage and cosmetic damage that does not hinder the operation of the riflescope is not covered. If your product can not be repaired and a replacement model is no longer in production, a model of equal value will be substituted. For more details, visit www.element-optics.com/warranty

SPEC SHEET

MAGNIFICATION	8x	10x
OBJECTIVE DIAMETER	42mm	42mm
EXIT PUPIL	5.2mm	4.3mm
PRISM TYPE	BAK-4	BAK-4
FIELD OF VIEW (Metric)	142 m@1000m	114 m@1000m
FIELD OF VIEW (Imperial)	425 ft@1000yds	341 ft@1000yds
EYE RELIEF	17.2mm	15.2mm
LENGTH	141.7mm (5.58")	141.7mm (5.58")
WEIGHT	664g (23.5oz)	649g (22.9oz)
CHASSIS MATERIAL	Magnesium	Magnesium

 @WeAreElementOptics

 Element Optics

 element_optics



www.element-optics.com